



**2016  
Convention  
Info Inside!**

# MAWS

Montana Association of Weavers and Spinners

October, 2015

## *In this issue...*

Classified Ads . . . . .	p. 2
Board Members . . . . .	p. 2
Glick Workshop . . . . .	p. 3
Conference Information	
- Call for Vendors. . . . .	p. 4-6
- Class Schedule. . . . .	p. 7
- Registration Costs . . . .	p. 8
- Scholarship Form . . . . .	p. 9
- Living Treasure Award	
. . . . .	p. 10-10 B
- Open Show . . . . .	p. 11-12
- Class Details . . . . .	p. 13-22
Upcoming Events . . . . .	p. 23
NW MT Fair . . . . .	p. 23
MAWS Treasurer's Report	
. . . . .	p. 24
MAWS Board Meeting Minutes	
. . . . .	p. 25
MAWS Board Show and Tell	
. . . . .	p. 26
Fair is Fair, Ravalli County Fair	
. . . . .	p. 27
NW MT Fair . . . . .	p. 28
MAWS Grants . . . . .	p. 29

**This newsletter is packed full of the 2016 MAWS Conference information you've all been waiting for! Due to the size of the conference info, a couple of the usual sections (Found on Facebook and News From our Guilds) have been postponed until next time.**

**This newsletter will display correctly on ipads, computers, phones, laptops or in print. If you have any trouble, don't hesitate to send me an email. Thanks to everyone who contributed to this issue. I welcome submissions, corrections and feedback. Have a great fall everyone!**  
- Tracey Delaney, Newsletter Editor

**HAPPY** fall  
fall

**Check out the  
MAWS website  
for info  
and photos!**

**Visit [www.mawsonline.org](http://www.mawsonline.org)**

# Classified Ads

**For Sale:** 54 inch (135 cm) Glimakra standard combination drawloom with Myrehed Attachment

**FOR SALE!**



Gently used and in very good shape. My wife (co-weaver) died in 2006 and I just have not been able to get back into weaving. 8 Harnesses-10 treadles Counter-march/Counterbalance with extension

8 primary harnesses, 10 treadles  
30 secondary harnesses, 30 draw-strings  
Myrehed Attachment for shaft and for single unit drawloom  
Sectional back beam with additional standard back beam



9 various sized reeds • Lees sticks, 9 various shuttles  
Stand for reeds and sticks • AVL warping wheel • Drawloom instructions for dressing and tieup • Books

Value over \$10,000.00

Asking \$6000.00

Pickup in Bozeman, Montana;

Shipping and handling will be extra if not picked up in Bozeman

**For Sale:** 63 inch Glimakra loom with a sectional warping beam at the back, from about the 1970's it seems to have every attachment known to man. (well, at least to weavers) Joanne Hall in Helena with Glimakra USA looked at the pictures and valued it from \$2400 - \$2800. Email shannonanderson@icloud.com



**For Sale:** 23" 8 shaft Woolhouse table loom. Matching stand and bench included along with an extra reed, 200 extra heddles and raddle. Asking \$800.00. Pick up only in Cody, WY. Selling for friend and mentor and MAWS Living Treasure Vernice Myers. Contact me with any questions. Roxanne Zahler at 307-587-5671 or 307-272-2333.

**For Sale:** There are 3 spinning wheels, a Patrick Green drum carder, and some looms available in Chinook. They are all mid 80's, but not used for many years. One is a Schacht and the other two are Ashford traditionals. Ann Davies 406 357-3572 adavies@mtintouch.net. She is willing to deliver to some locations.

## Maws Board Members

**President - Sylvia Callantine**

P.O. Box 793

Ronan, MT 59864

406-833-2810 • c402bbblack@yahoo.com

**Past President - Judie Overbeek**

2953 Rufenach Lane

Kalispell, MT 59901

406-257-6520 • overbeekr@montanasky.com

**Treasurer - Linda Shelhamer**

446 Tabriz Drive

Billings, MT 59105

406-259-9160 • shara@bresnan.net

**Newsletter Editor/Secretary**

- Tracey Hensen

1016 W. Montana

Lewistown, MT 59457

406-366-3738 • traceyhensen@gmail.com

**Internet Coordinator - Kathy O'Hern**

ohern\_1@mawsonline.org

**Joan Goldstein - 2016 Conference Chair**

**Members-at-Large**

**Vanetta Burton**

9200 Butler Creek Road

Missoula, MT 59808

406-214-6756 • battenbird@yahoo.com

**Gwen Haferkamp**

136 Sam Leo Road

Miles City, MT 59301

406-234-7603 • gwenmrh@midrivers.com

**Mary Melander**

86 Landmark

Belgrade, MT 59714

mmmelande@earthlink.net

**Susan Lohmuller**

- (Also HGA Representative)

P.O. Box 522

Lewistown, MT 59457

406-538-2596 • susanlohmueller@gmail.com

**Bev Polk**

PO Box 61

Wilsall, MT 59086

btpolk@q.com

**Julienne Valentine**

14364 Community Lane

Big Fork, MT 59911

406-890-5683 • jvalentine@montanasky.com

## Ann and Randy Glick 3 workshops November 20, 21, and 22

Sign up now for 3 different workshops from Ann and Randy Glick from Great Falls. Randy Glick is a Montana Circle of American Masters inductee and has taught extensively and won numerous awards for his spinning. He enjoys spinning, weaving and knitting. Most recently, he spun over 30,000 yards of "historically accurate" singles for a Celtic weaving done by a German weaver. Ann is a seasoned spinner who excels at the technical aspects of spinning. She has won numerous awards at the Montana State fair for both her handspun yarns and finished projects – including "Best of Fair" spinning and best handspun/hand knit.

**Friday 10-4 Beginning Spinning by Ann Glick \$45:** Whether you have never spun before, haven't spun for a while, or need a little "tune up" this course is perfect for you. Learn in a small class setting that promises lots of individualized attention. All spinning fibers will be provided. Bring a wheel in good working order. Wheels will be available to use during the class if you don't have a wheel. Limit 6 students. Please indicate at the bottom of your registration if you need to borrow a wheel.

**Sat 10-4:30 Splendid Singles and Perfect Plying Randy Glick \$45** Splendid Singles--Learn to bring together the wheel, the material, and you to create the single you would like to spin. Move out of your "I always spin these singles" so you can create the basis for the yarns of your wildest dreams. Perfect Plying--Learn to add energy and excitement to your yarns through plying. After brushing up on the basics mechanics of plying we will explore various techniques to create new and interesting results. Bring a wheel in good working order, lazy kate, and empty bobbins. For intermediate spinners. Limit 15 spinners

**Sun 4-19 10-3:30 Spinning Beaded Yarn, Recycled Silk Yarn, core spinning and tail spinning and more Randy Glick \$45.** With beaded yarn--Add a little bling to your yarn using a technique that Randy developed that "locks" the beads in place and provides a balanced yarn perfect for that special project. Next move onto using that recycled silk fiber "sari silk" in a special yarn. Then Randy will show how to create other special, but usable yarns. Fiber, beads and other supplies will be provided. Bring a wheel in good working order, lazy kate, and 3 empty bobbins. For intermediate spinners.

**MATERIAL FEES** to be paid at workshops Friday \$10, Saturday \$5, Sunday \$5

**Workshops will be held at Yellowstone Art Museum, Visible Vault. Contact Linda Shelhamer, 446 Tabriz Drive, Billings, MT 59105 406-259-9160 shara@bresnan.net with questions.**

### Prairie Handspinners Workshop registration

Ann Beginning Spinning Fri. 10-4	\$45	_____
Randy Splendid Singles, Plying Sat. 10-4:30	\$45	_____
Randy Spin Beaded, Recycled Silk, etc.Yarn Sun. 10-3:30	\$45	_____
Total		\$ _____
If you are not a member of PHS or MAWS, pay an extra \$10		\$ _____

NAME \_\_\_\_\_  
ADDRESS \_\_\_\_\_  
E-MAIL \_\_\_\_\_  
PHONE \_\_\_\_\_

### Please make full payment for classes

Please mail this form and payment to Prairie Handspinners, Sandy Gillitzer, 28 Yellowstone Meadow Road, Park City, MT 59063 (406) 633-9833





# Call for Vendors

## June 23 -26, 2016

Montana Association of Weavers & Spinners (MAWS) FIBERS ON THE FLATHEAD is looking for vendors for next June's state-wide conference. This true Montana-style event will be held at the United Methodist Camp on the west side of beautiful Flathead Lake near Rollins, MT. For more

information about this venue, go to [www.flatheadcamp.org](http://www.flatheadcamp.org).

Vendors will be on stage inside an airy chapel with windows and overhead lighting. Electricity and cell phone reception are available for all booths, but no Wi-Fi except in the dining hall of the camp. The option of bringing a wind-resistant vendor's tent to set up outdoors is also offered. All vendors will need to bring their own tables.

The indoor floor space is limited to 10 to 12 vendors, so Fibers on the Flathead will accept applications and review them to select a variety of products that relate to fiber arts. From the viewpoint of the vendor, the fewer number of booths will offset limited traffic from the public beyond the estimated 100 attendees. There will be an Open Market from 9 to 4 on Saturday, when people from off site will be invited to come to shop and see the Lakeside Story gallery.

Vendors are invited to stay at the camp and eat meals with the attendees. See the Vendor Application for costs. Lunches may be delivered to the vendor area upon request.

The main Conference kicks off with a Thursday evening BBQ on June 23, 2016 with the vendors' Grand Opening starting after dinner at 7 pm. Vendors will be open much of Friday and Saturday, according to the schedule below, but will be closed during dinners for two hours. Friday dinner will feature a keynote speech by Robyn Spady, and Saturday's banquet will include presentation of awards and a style show.

Friday, with the attendees in classes from 9:00 – 12:00 and from 1:30 – 4:00, vendors may choose to close their booths and sign up for classes, opening in the morning, lunchtime and after dinner. Security will be provided by the vendors' committee.



**Vendor applications must be received by Jan 6, 2016** so that vendors can be notified of their acceptance in time to enroll in classes once registration opens up on Jan 15. Contracts will be sent out by Jan 11, and selected vendors will be able to register for classes at that point, with contracts and payment due by March 1.

Vendors' Schedule:

Thursday June 23:

- |       |                              |
|-------|------------------------------|
| 1 – 5 | Vendors Set-up               |
| 5 – 7 | BBQ and meet the instructors |
| 7 – 9 | Vendor grand opening         |

Friday June 24:

- |       |   |
|-------|---|
| 8 – 5 | Vendors open with option of closing to take classes |
| 5 – 7 | Vendors closed for dinner and keynote speech        |
| 7 – 9 | Vendors open  |

Saturday June 25:

- |          |   |
|----------|---|
| 8 – 5    | Vendors open; public invited for Open Market 9 - 4    |
| 5 – 7    | Vendors closed for banquet, awards and style show     |
| 7 – 9:30 | <b>Last Chance!!!! Shop 'til you Drop at vendors'</b> |

Accommodations include cabins with single-sex dormitory-style sleeping or space for tents near the lake. Bring your own bedding or sleeping bag, pillow, shower sandals, flashlight and bath towel. Vendors and instructors are also being given top priority for the six RV sites with water and electricity hook-ups (no dump station.) Self-contained trailers and campers may park elsewhere on the grounds.

Families and vendors with pets may consider the nearby state or private campgrounds. Hotels are available in nearby Lakeside, or Kalispell, MT. See [www.mawsonline.org/conferences](http://www.mawsonline.org/conferences) and events for listings of off-site accommodations.

Please note that a limited number of cabins have bathrooms with showers. Bathhouses with private shower stalls are near the other cabins. Please contact Joan Goldstein (contact info. above) about any physical or health issues to ensure accommodations fit your needs. We have one cabin with handicapped-accessibility and shower, but no private rooms. Golf carts, driven by volunteers, will help move campers throughout the grounds.

Participants under 18 years of age must be accompanied by a parent throughout their stay. We will be honoring the camp rules of –

- ï NO ALCOHOL OR DRUGS ARE ALLOWED AT THE CAMP. This includes medical marijuana.
- ï NO PETS, EXCEPT FOR SERVICE ANIMALS, ARE ALLOWED ON THE CAMP GROUNDS.
- ï NO SMOKING IN OR NEAR CAMP BUILDINGS. The designated smoking area is in the parking lot, in a personal vehicle. Do not put cigarette butts on the ground.
- ï FLUMC IS A WEAPONS-BULLYING-HARASSEMENT FREE ZONE.
- ï CAMPERS CLEAN THE CABINS IN WHICH THEY STAY PRIOR TO CHECK OUT 11AM SUNDAY MORNING.

**Contact Vicki Faulkner at [vickiann@centurytel.net](mailto:vickiann@centurytel.net)  
or 406-752-3338 for more information.**

# Vendor Application Form

Send completed form and a picture of your booth to

Vicki Faulkner by Jan 6, 2016:

[vickiann@centurytel.net](mailto:vickiann@centurytel.net)

898 Wagner Lane

Kalispell, MT 59901

406-752-3338

Name: \_\_\_\_\_

Business Name: \_\_\_\_\_

Street Address: \_\_\_\_\_

City: \_\_\_\_\_ State/Province: \_\_\_\_\_ Zip: \_\_\_\_\_

Phone Number: \_\_\_\_\_ Cell: \_\_\_\_\_ E-Mail: \_\_\_\_\_

Type of merchandise: \_\_\_\_\_

Requested space: (Number preference, with first choice being 1, second choice being 2. . . "no"					
Indoor Space			Outdoor Space*		
Preference (1,2,3)	Size	Rental Fee	Preference	Size	Rental Fee
	10'W X 8'D	\$95.00		Any size outdoors	\$40.00
	12'W X 8'D	\$115.00	*Vendor provides shelter to set up on basketball court in center of camp. Must be wind resistant.		
	19'W X 8'D	\$165.00			

Anything else we should know about your set-up? \_\_\_\_\_

The following information will help us with planning but is not binding until your booth is selected and you send in your contract and payment.

How many people in your party will be staying at the camp @ \$150 per person for 3 nights plus 8 meals, dinner Thurs, June 23 – breakfast June 26? \_\_\_\_\_. Camp fees apply for any stay - RV, cabin or tent.

**Dietary restrictions:**

## Maws 2016 *Fibers on the Flathead* Pre-Conference Classes

See Class Descriptions, Instructor Bios and Photos at [mawsonline.org](http://mawsonline.org)

Two-day classes, June 22 & 23, Wednesday and Thursday	
<b>Block Party</b> with Robyn Spady (Weaving)	
<b>Beginning Sock Knitting Machine</b> with Cathy Marquard & Katy Duncan	
<b>Large Felt Bag</b> with Judy Colvin (Wet-felting)	
<b>Beginning 4-Harness Weaving</b> with Mary Sale	
One-day Classes	
June 22, Wednesday	June 23, Thursday
<b>Beginning and Rusty Spinners</b> with Kara Basko	<b>Silk Tasting</b> with Jane Fournier (Spinning)

## Maws 2016 *Fibers on the Flathead* Main Conference Classes

Two-day class, June 24 & 25, Friday & Saturday			
<b><i>There are 2 Sides to Every Cloth</i></b> with Robyn Spady (Round-Robin Weaving)			
One-day Classes			
June 24, Friday		June 25, Saturday	
<b><i>Introduction to Eco Printing</i></b> with Judith Colvin (Dyeing)		<b><i>The Care and Feeding of Your Spinning Wheel</i></b> with Steve McEwen	
<b><i>Rigid Heddle Weaving, Including How to Weave with 2 Heddles</i></b> with Joanne Hall		<b><i>Tapestry Weaving</i></b> with Joanne Hall	
<b><i>Sea Urchin Pendant</i></b> with Marilyn Moore (Jewelry)		<b><i>Egg Basket? Oval Twined Wire Bowl</i></b> with Marilyn Moore (Jewelry)	
<b><i>Leno &amp; Beyond</i></b> (Weaving) with Annette Swan Schipf		<b><i>Get Cracking With Crackle</i></b> (Weaving) with Jo Anne Setzer	
<b><i>Pine Needle Basket</i></b> with Cindy Hackenberg		<b><i>Fair Isle Knitting (Fingerless Mitts)</i></b> with Tammy Thompson	
Half-day Classes			
June 24, Fri. Morning	June 24, Fri. Afternoon	June 25, Sat. Morning	June 25, Sat. Afternoon
<b><i>Buying a Fleece</i></b> with Sarah Anderson	<b><i>Spinning Soft Core Yarns</i></b> with Sarah Anderson	<b><i>Spinning Bubble Crepe Yarns</i></b> with Sarah Anderson	<b><i>Spinning Beehives, Cocoons &amp; Variations</i></b> with Sarah Anderson
<b><i>An Open &amp; Shut Case (Garment Closures)</i></b> with Joan Contraman	<b><i>Spinning for a Purpose</i></b> with Joan Contraman	<b><i>Felt Necklace &amp; Matching Earrings</i></b> with Joan Contraman	<b><i>Creative Clothing</i></b> with Joan Contraman
<b><i>Fan Mittens</i></b> with Mary Warner (Knitting)	<b><i>What to Do With Kumihimo!</i></b> with JoAnne Setzer	<b><i>Fabrics that Flow &amp; Show</i></b> with Annette Swan Schipf	<b><i>Garden Gate Basket</i></b> with Carole Baginski & Vickie Faulkner

# MAWS 2016 *Fibers on the Flathead* Conference Registration Costs

Registration opens January 15, 2016: [mawsonline.org](http://mawsonline.org) or using form in next newsletter

Key to symbols: ✓ - included; ☐ - X in box to select; # - replace symbol w number of days ("day" starts w dinner)

## MAWS Non-member 2016 Dues (\$10) ☐

Select column based on whether staying on site or not. Pre-conference attendees may use Ala Carte registration to customize their stays. Main conference attendees must sign up for complete main conference or full conference. Read down to see what each option includes. (Vendors and MAWS board/AWSG/volunteers will register separately.)

CONFERENCE OPTIONS:	Pre-Conference-		Main Conference –		Full Conference
Dates	6/22-6/23		6/23-6/26		6/21-6/26
Price	\$275	\$205	\$325	\$250	\$580
	<input type="checkbox"/>	<input type="checkbox"/>	<input type="checkbox"/>	<input type="checkbox"/>	<input type="checkbox"/>
4 Days of Classes					
2 Days of Classes	✓	✓	✓	✓	✓
5 Nights Lodging-cabin or tent site					✓
3 Nights Lodging-cabin or tent site			✓		
2 Nights Lodging-cabin or tent site	✓				
All Meals (Breakfast/Lunch & Dinner; includes Thurs. Night BBQ)			✓		✓
6 Meals -Dinner 6/21 -Breakfast, Lunch, Dinner 6/22 -Breakfast, Lunch 6/23	✓				
3 Meals -Lunch & Dinner 6/22 -Lunch 6/23		✓			
4 Meals -Lunch & Dinner 6/24 and 6/25				✓	
Friday Keynote Address			✓	✓	✓
Saturday Evening Awards/Living Treasure Presentation/Style Show & Dinner			✓	✓	✓

## ALA CARTE OPTIONS for Pre-conference only :

		Days Offered			
	Price	6/21	6/22	6/23	
1 Day Class (w lunch)	\$95		<input type="checkbox"/>	<input type="checkbox"/>	
1 Night Lodging-cabin or tent site	\$30	<input type="checkbox"/>	<input type="checkbox"/>	<input type="checkbox"/>	
Pre-Conf. Dinner	\$15	<input type="checkbox"/>	<input type="checkbox"/>		
Thursday BBQ Dinner	\$15			<input type="checkbox"/>	

## SPECIAL REQUESTS:

ADA Lodging (Americans with Disabilities Act Compliant) (no added charge)	<input type="checkbox"/>
Gluten Free Meals (add \$5 per day)	<input type="checkbox"/> x #
Vegan Meals (add \$5 per day)	<input type="checkbox"/> x #
Vegetarian Meals (no added charge)	<input type="checkbox"/> x #
Dairy Free Meals (add \$5 per day)	<input type="checkbox"/> x #



# MAWS Scholarship Form

To encourage attendance at the MAWS biennial conference by those on a tighter budget, MAWS will grant \$100 scholarships to five conference registrants. This scholarship is open to all MAWS members, but can only be applied to conference costs.

Name:

Address:

Email:

Telephone:

Are you a MAWS member?

If so, when did you join?

Do you belong to a guild?

Which one?

Which are your main fiber arts interests?

How long have you been doing them?

Have you attended a MAWS conference before?

Why do you want to attend the MAWS Conference?

How do you plan to share what you learn at the MAWS conference?

List other factors which might make you a good candidate for a MAWS scholarship.

Please write a brief letter on the back of this sheet to the committee about your experience in the fiber arts, classes you have taken, photos of your work, etc.

Two references from fellow fiber enthusiasts supporting your application must be included.

Information provided in this application will not be shared with anyone outside of the scholarship committee.

Thank you for your interest in the MAWS Conference.  
Scholarship applications should be printed, filled out and sent to:  
Judie Overbeek  
2953 Rufenach Lane  
Kalispell MT 59901  
OR  
Gwen Haferkamp  
136 Sam Leo Road  
Miles City, MT 59301

**Submissions must be received by Jan 1, 2016.  
Notification of award will be given within two weeks of this deadline.**

# The Living Treasure Award

## A Tribute to Outstanding Fiber Artists Montana Association of Weavers and Spinners

The Montana Association of Weaver and Spinners' (MAWS) Living Treasure Award is designed to recognize and honor MAWS members who have made outstanding contributions in the field of fiber arts. The award is bestowed biennially on a fiber artist who has demonstrated excellence in craftsmanship, provided leadership or has been a source of inspiration and encouragement to others, or who has contributed to the betterment and development of the fiber arts at the local, state, regional or national level. It is these Montana "treasures" to whom we wish to pay tribute.

The Living Treasure Award recipient is selected solely by the Living Treasure Committee which consists of MAWS board members.

**All nominations for the Living Treasure Awards to be awarded June 25, 2016 at the Biennial Conference on Flathead Lake, south of Kalispell, must be received by Mary Melander, address below, by March 15, 2016.**

### Rules for Nomination

1. Any current MAWS member is eligible for nomination.
2. Nominees must be nominated by current MAWS members.
3. **The MAWS Living Treasure committee must receive at least *two separate nomination submissions* for a nominee to be considered.**
4. Each nomination must include a detailed resume of the nominee's accomplishments and contributions to the field of fiber arts. Guidelines for submission follow.
5. Nominations must be received by March 15, 2016.
6. Announcement of the award winner will be presented at the MAWS biennial conference.
7. Each honoree's name will be added to the MAWS Living Treasure Award plaque.  
Honorees will also be recognized on the MAWS website Living Treasure page.  
The completed nomination form must be submitted to the MAWS Living Treasure Committee chairman at the following address (hard copy), or digitally via email to: Mary Melander, 86 Landmark, Belgrade, MT 59714 or [mmmelander@earthlink.net](mailto:mmmelander@earthlink.net).
8. If you have questions, please contact: Mary Melander, 406-388-2150.
9. All decisions made by the MAWS Living Treasure committee are final.

## The Living Treasure Award

**I hereby nominate:**

**To receive the MAWS Living Treasure Award, for outstanding contributions in the field of fiber arts in Montana. The following information is provided for consideration by the MAWS Living Treasure committee.**

**Respectfully submitted by:**

**Date:** \_\_\_\_\_ **Phone:** \_\_\_\_\_

### **Guidelines for Nomination**

Please attach additional pages as needed.

1. Please describe why you believe the nominee is worthy of statewide recognition by the fiber arts community. How does the nominee particularly excel? Especially note intangible values the nominee embodies that enhance the Montana fiber arts community.
2. Describe the nominee's body of fiber work including evidence of outstanding productivity, creativity, craftsmanship, artistry, or diversity. Include pertinent history or educational development, if applicable.
3. List activities which demonstrate that the nominee has been dedicated to sharing knowledge and skills with others, or has provided inspiration or service to the fiber arts community. Include teaching, lecturing, gallery exhibitions, businesses, blogs or websites, etc., that apply.
4. Describe leadership activities at the local, state, regional or national level such as board positions, guild offices, etc.
5. How has the nominee already been recognized and honored by the fiber arts community? Include specific awards, publication, and other recognition worthy of note.
6. Is there any other pertinent information regarding the nominee that you believe the committee would benefit from knowing? Photos may be included.

# MAWS 2016 Open Show

## *Lakeside Story* A Show to Celebrate the Story of Fiber!

*A story is any narrative of connected events, actual or imaginary, presented in a sequence of written or spoken words, in still or moving images or... in a work in fiber!*

We all have our personal stories, of course, but each fiber piece we create also has a story of its own. In fact, the story is arguably the single most important element of a piece! You have heard stories like, “I had the scissors poised to cut that beastly warp off the loom...”, “I just threw it into the pot of waste dye...”, “I was utterly entranced by that fleece...”, etc. What’s the story behind your fiber art? Join us at *Lakeside Story*, an open show of fiber art at **Fibers on the Flathead** sponsored by the Montana Association of Weavers and Spinners, June 24 - 26, 2016. All MAWS members are welcome to enter!

## *Lakeside Story Show Awards*

A panel of judges, selected by the MAWS conference committee, will award the following:

Best Functional Non-wearable Piece: includes pillows, rugs, baskets, yardage, household textiles.

Best Functional Wearable Piece: includes clothing, accessories, jewelry, hats and purses.

Best Decorative Piece: includes wall pieces, sculpture and dolls.

Best Handspun Yarn

Best Use of Handspun Yarn

Best of Show

Handweavers’ Guild of America (HGA) Award

People’s Choice Award

Judge’s Choice Award

MAWS Award for Best Fiber Story

Please complete the form below for *EACH* piece you wish to enter in the show. Make copies of the page as needed. Entries must have been completed within the last two years. MAWS will take all reasonable precautions during the exhibit for the safety of your piece, but will not accept responsibility for damage or loss. The story of your piece will be displayed alongside your work during the show. For more information, contact [susanlohmuller@gmail.com](mailto:susanlohmuller@gmail.com) or 406-538-2596.

**All work is due by: Thursday, June 23, 2016, 5:00 PM.**

Entries may be mailed to Joan Goldstein, PO Box 2556, Bigfork, MT 59911. To make other arrangements, contact Joan at [hjgolds@hotmail.com](mailto:hjgolds@hotmail.com) or 406-837-3599.

**All work *must be* picked up on: Saturday, June 25, 2016, from 4:30 - 5:30 PM.**



# Lakeside Story Entry Form

*Title of Piece:* \_\_\_\_\_

Materials and/or Fiber Content: \_\_\_\_\_

Technique/Details: \_\_\_\_\_

Dimensions: H \_\_\_\_\_ x W \_\_\_\_\_ x D (if 3 dimensional) \_\_\_\_\_ Yardage if skein of yarn (minimum 25 yards): \_\_\_\_\_

If your piece is hand woven, please complete the following:

Loom \_\_\_\_\_ # of shafts \_\_\_\_\_ Rigid heddle \_\_\_\_\_ Woven with computer assist \_\_\_\_\_ Band loom \_\_\_\_\_

Floor/table \_\_\_\_\_ Other(specify) \_\_\_\_\_

*Story of Piece:*

Is the design your original idea? \_\_\_\_\_ Did you use a computer program to design? \_\_\_\_\_

Was the piece the result of a workshop or study group? \_\_\_\_\_

Was the design inspired by a published pattern? \_\_\_\_\_ From a kit? \_\_\_\_\_

Did you hand spin the yarn? \_\_\_\_\_ Did you hand dye the yarn? \_\_\_\_\_

Was wool or other fiber raised on your own farm? \_\_\_\_\_

Does the piece involve a process that you have never tried before? \_\_\_\_\_

Have you been weaving/spinning for less than 2 years? \_\_\_\_\_

If you answer yes to any of the above, please explain.

The Rest of the Story: Mention any other interesting experiences, challenges or comments that you have regarding the story of the piece. Now is your chance to tell all!

Entrant's Name (Please Print): \_\_\_\_\_

Address: \_\_\_\_\_

Phone Number: \_\_\_\_\_ Email: \_\_\_\_\_

Prior to judging, the bottom of this page must be fully folded and stapled over the entrant's name thus ensuring that all entries remain anonymous until judging is complete.

## MAWS 2016 Pre-Conference Class Schedule

2-Day Classes (Wednesday – Thursday, June 22-23, 2016) 9am – 4:30pm	
Instructor & Class	Description
<p>Robyn Spady <b>Block Party</b></p> 	<p>Do the terms “block design” and “profile draft” bewilder you? Are you interested in developing new patterns and pushing your loom to new limits? Whether you have a four-shaft loom and want to expand its potential or want to better understand what to with all those shafts, then this workshop is for you! Through presentation, discussion, and weaving, you will develop a practical understanding of blocks, profile drafts, and how to use them to create new exciting drafts. (Note: This is not a round-robin workshop) <b>Class level:</b> Intermediate to advanced weavers (and adventure seeking beginners).  <b>Materials Fee:</b> \$15.00. <b>Max # students:</b> 16</p>
<p>Judith Colvin <b>Large Felted Bag</b></p> 	<p>Join us to make a large felted bag. These bags are lightweight and durable. Choose from a large bag with a shoulder strap or a tote type bag. The bags will have inside pockets and a small outer pocket (say for a cell phone) is also possible. She will be teaching a variety of surface design techniques to embellish the outside of the bag.</p> <p><b>Class level:</b> Some previous felting experience would be helpful.</p> <p><b>Materials Fee:</b> \$50.00. <b>Max # students:</b> 10</p>
<p>Cathy Marquard &amp; Katy Duncan <b>Beginning Sock Knitting Machine</b></p> 	<p>Do you have a sock machine that is a great mystery to you? Then this is the class for you. In this class you will learn the basics of knitting a “mock rib” sock on the circular sock machine. Students will learn to cast on, hang a hem, turn heels and toes, and graft toes closed. We will cover gauge and yarns appropriate for socks. Attention will be given to getting the machines “tuned up” for a better knitting experience.</p> <p><b>Class level:</b> Beginner</p> <p><b>Materials Fee:</b> \$30.00</p> <p><b>Maximum number of students:</b> 10</p>

Mary Sale  
**Beginning 4-Harness Weaving**



Introduction and hands-on lessons in the joy of weaving. Plain weave, twill and double weave will be covered, as well as some pile and tapestry techniques. Two students will work at each of 4 of the instructor's looms. Class booklet will be included.

**Class level:** Beginner to intermediate

**Materials Fee:** \$20.00

**Minimum number of students:** 4

**Maximum number of students:** 8

**1-Day Class (Wednesday, June 22, 2016) 9am – 4:30pm**

**Instructor & Class**

Kara Basko  
**Beginning & Rusty Spinners**



**Description**

Have you wanted to learn to spin? Do you want a refresher course before taking other MAWS spinning classes? Then learn the basics of spinning or brush up your skills with the Beginning and Rusty Spinners class. The class will cover working with a variety of fiber and preparations, drafting basics, singles and plied yarns, and yarn finishing techniques. Wheels or spindles are welcome. Must have a working wheel.

**Class level:** Beginner to intermediate

**Materials Fee:** \$15.00

**Min number of students:** 5

**Max number of students:** 12

**1-Day Classes (Thursday, June 23, 2016) 9am – 4:30pm**

**Instructor & Class**

Jane Fournier  
**Silk Tasting**



**Description**

Confused and overwhelmed by all the different forms of silk available for hand spinning? Or perhaps you have a stash of gorgeous silk that you're not sure what to do with. This workshop looks at the most common and some of the less well-known forms of this luxurious fiber and the spinning techniques that will allow you to handle it with confidence. We'll try out different drafting techniques for the various forms, create some of our own silk blends, discuss and experiment with yarn design considerations, and cover finishing silk yarns to display the fiber and your spinning to best advantage. As we go, we'll touch on interesting facts about sericulture and some of the terminology specific to silk. **Class level:** Must be able to spin a consistent yarn on the spinning equipment brought to the workshop.


**Materials Fee:** \$20.00.

**Maximum number of students:** 12





# MAWS 2016 Main Conference Class Schedule




## 2-Day Class (Friday – Saturday, June 24-25, 2016), 9am – 4:30pm

Instructor & Class	Description
<p>Robyn Spady</p> <p><b>There Are Two Sides To Every Cloth</b></p> 	<p>All cloth has two sides, so why not make them as distinctive and interesting as possible, even completely different? On as few as three shafts, it's possible to weave versatile fabric that possesses completely different appearances to each side. In this round-robin style workshop, samples will be covered that are double-faced and reversible, with some double weave samples. Also, covered during this workshop will be ways to use some of these structures to reinforce delicate weaves, create dimensional effects, and design and construction considerations for reversible garments.</p> <p><b>Class level:</b> Intermediate to advanced weavers (and adventure seeking beginners)</p> <p><b>Materials Fee:</b> \$20.00</p> <p><b>Maximum number of students:</b> 12</p>




## 1-Day Classes (Friday, June 24, 2016) 9am – 4:30pm

Instructor & Class	Descriptions
<p>Judith Colvin</p> <p><b>Introduction To Eco Printing</b></p> 	<p>This class will cover the basics of Eco printing and I will provide four different types of fabric to print on. We will gather some plants to work with and I will bring some that I know work well, such as eucalyptus leaves, rose leaves, blackberry leaves.</p> <p><b>Class level:</b> All levels</p> <p><b>Materials Fee:</b> \$15.00</p> <p><b>Maximum number of students:</b> 15</p>
<p>Cindy Hackenberg</p> <p><b>Pine Needle Basket</b></p> 	<p>Discover an inexpensive and unique hobby for those long winter months. Create beautiful baskets using ponderosa pine needles. After completing the class, you will have the working knowledge to weave pine needle baskets on your own.</p> <p><b>Class level:</b> No experience needed</p> <p><b>Materials Fee:</b> \$5.00</p> <p><b>Student Supply List:</b> The instructor provides all materials for the basket</p> <p><b>Maximum number of students:</b> 10</p>



<p>Joanne Hall</p> <p><b>Rigid Heddle Weaving, Including How To Weave With Two Heddles</b></p> 	<p>In this one-day class, you will weave a scarf, plus you will learn to thread and weave with two heddles and see what you can weave with them. Learn to use warping pegs, different shuttles and weaving accessories. Finishing techniques are included. Joanne will supply loom and accessories.</p> <p><b>Class level:</b> All levels</p> <p><b>Materials Fee:</b> \$35.00</p> <p><b>Maximum number of students:</b> 10</p>
<p>Marilyn Moore</p> <p><b>Sea Urchin Pendant</b></p> 	<p>Using a stone donut as an armature, wire, and beads, knit and crochet this elegant pendant. This is reminiscent of a sea urchin and pearls or beads enhance that effect. Knowledge of simple crochet is necessary.</p> <p>Please do not wear perfume to class.</p> <p><b>Class level:</b> Intermediate class; simple crocheting skill necessary</p> <p><b>Materials Fee:</b> \$35.00</p> <p><b>Minimum number of students:</b> 8</p> <p><b>Maximum number of students:</b> 15</p>
<p>Annette Swan Schipf</p> <p><b>Leno &amp; Beyond</b></p> 	<p>Students will learn how to weave leno in a variety of methods including hand-manipulated leno, bead leno and doup leno. She will have samples of all three and there will be a discussion on the best uses of the weave structure to create lacy fabrics and/or show off specialty fibers. If time allows we will cover leno pickup, which can be used to create shapes or patterns of lace on a plain weave background (and vice versa). It's fun, fast and easy to do!</p> <p><b>Class level:</b> Beginning to expert</p> <p><b>Materials Fee:</b> \$4.00</p> <p><b>Minimum number of students:</b> 8</p> <p><b>Maximum number of students:</b> 10</p>

**1/2-Day Classes (Friday Morning - June 24, 2016) 9am - Noon**




Instructor & Class	Description
<p align="center">Sarah Anderson <b>Buying A Fleece</b></p> 	<p>Have you ever watched a group of spinners at a fleece sale “oohing and aahing” over the wool? What do spinners see that is so appealing in raw fleece? In this class you’ll learn about fleece, why it’s so irresistible and what to consider when shopping for wool. You’ll gain enough knowledge to be confident that you’re buying a sound fleece that will be appropriate for your intended use.</p> <p><b>Class level:</b> All levels</p> <p><b>Materials Fee:</b> \$5.00</p> <p><b>Maximum number of students:</b> 18</p>
<p align="center">Joan Contraman <b>An Open &amp; Shut Case (Garment Closures)</b></p> 	<p>Students will explore interesting and inventive ways to close garments. Ever think of chopsticks, copper washers, or beads instead of buttons? Why not try belt buckles, drilled stone, ties or bone? The sky is the limit on what can be used to add interest when finishing your creative clothing. Though primarily for sewing, many of these techniques could be added to your knitting or crocheted garments as well. Using materials given out in class, students will make some samples in class and have a notebook of ideas to take home.</p> <p><b>Class level:</b> Sewing ability</p> <p><b>Materials Fee:</b> \$15.00</p> <p><b>Minimum number of students:</b> 8</p> <p><b>Maximum number of students:</b> 12</p>
<p align="center">Mary Warner <b>Fan Mittens</b></p> 	<p>Knit very distinctive mittens that have a fan pattern. They are a form of modular knitting using sock yarn. It’s a very fun knit that results in different colored fans using self-striping yarn with long color runs. Mittens are "fraternal twins" of each other. A more cohesive mitten is obtained using short color runs of a variegated sock yarn.</p> <p><b>Class level:</b> Advanced beginner knitter</p> <p><b>Materials Fee:</b> \$8.00</p> <p><b>Minimum number of students:</b> 6</p> <p><b>Maximum number of students:</b> 10</p>





**1/2-Day Classes (Friday Afternoon – June 24, 2016) 1:30pm – 4:30pm**


Instructor & Class	Description
<p align="center">Sarah Anderson <b>Spinning Soft Core Yarns</b></p> 	<p>Fluffy and light, soft-core yarns are delicious. In this class you'll learn the basics of spinning soft-core yarn with top, locks and batts. These yarns can remain as singles or be plied but no matter what you do with them, they are lovely and warm.</p> <p><b>Class level:</b> Students should be able to spin a continuous thread</p> <p><b>Materials Fee:</b> \$15.00</p> <p><b>Maximum number of students:</b> 12</p>
<p align="center">Joan Contraman <b>Spinning For A Purpose</b></p> 	<p>Many of us spin because we love to spin and then try to find a project to match the yarn. This class will go from the opposite direction, spinning specifically for a project. There are lots of things to consider before you start treadling. Are you going to make a draping crochet shawl or a woven vest? What about a soft lofty bulky sweater or a lightweight knit lace shrug? Do you want the luxury and shine of silk or the warmth of cashmere, linen for the warp of a woven rug or a wool blend jacket or pure wool boot socks that will get heavy use? Are you going to work with written instructions that suggest a commercial yarn? Do you want your yarn to have color or be natural? Is it for outerwear or does it need to be next-to-the-skin soft?</p> <p>This class will help students think about their project and spin the yarn that will be perfect for a specific project. This is a great class to take your spinning to the next level! Students will learn to match a gauge, twist and loft. Students will receive a resource list, fiber samples, and project record keeping sheets.</p> <p><b>Class level:</b> Ability to make a continuous yarn</p> <p><b>Materials Fee:</b> \$10.00</p> <p><b>Minimum number of students:</b> 8</p> <p><b>Maximum number of students:</b> 10</p>
<p align="center">Jo Anne Setzer <b>What To Do With Kumihimo!</b></p> 	<p>A demonstration of jewelry making with Kumihimo braids (Japanese braiding techniques). Also, demonstrations of embellishing with Kumihimo braids, several types of leashes and leads with clip attachments, and attaching purse handles securely.</p> <p><b>Class level:</b> Beginner and intermediate</p> <p><b>Materials Fee:</b> \$10.00</p> <p><b>Maximum number of students:</b> 15</p>

## 1-Day Classes (Saturday, June 25, 2016) 9am – 4:30pm

Instructor & Class	Description
<p style="text-align: center;">Joanne Hall <b>Tapestry Weaving</b></p> 	<p>Tapestry Weaving lets you be creative. You can select colors and shapes as you weave. Weaving on a frame loom is fun and very easy. You will weave a sampler of basic techniques which will give you what you need to start designing and weaving your own designs. Joanne will supply looms and warping supplies.</p> <p><b>Class level:</b> All levels</p> <p><b>Materials Fee:</b> \$30.00</p> <p><b>Maximum number of students:</b> 12</p>
<p style="text-align: center;">Steve McEwan <b>The Care &amp; Feeding of Your Spinning Wheel</b></p> 	<p>The class will cover a number of topics related to the working mechanics of the spinning wheel: common styles seen and used by today's spinners, what to look for when buying a new or used wheel, how to identify SWSOs when looking at antiques to determine a fair value.</p> <p>Steven will do a comprehensive description of the several ways wheels are able to wind the fiber onto the bobbins, plus several methods of drafting and how they fit each style of wheel.</p> <p>Steven will spend time with each student to talk about their likes and dislikes related to their wheel, assess and make maintenance recommendations and offer adjustments that can be done in class. As a result of this class, you will be able to fix your own wheel issues; have a better understanding of what your wheel or future wheel is capable of; and your wheel should perform better for you.</p> <p><b>Class level:</b> Beginner to expert</p> <p><b>Materials Fee:</b> \$6.00</p> <p><b>Maximum number of students:</b> 12</p>
<p style="text-align: center;">Marilyn Moore <b>Egg Basket? Oval Twined Wire Bowl (1" x 2 ¾")</b></p> 	<p>Twining is such a satisfying and relaxing way to make a basket. Why not do it with wire? Using your own choice of color, learn color blending with fine wire. This small oval basket is a beautiful way to store your favorite earrings or ring.</p> <p>Please do not wear perfume to this class.</p> <p><b>Class level:</b> All levels of experience</p> <p><b>Materials Fee:</b> \$60.00</p> <p><b>Minimum number of students:</b> 8</p> <p><b>Maximum number of students:</b> 15</p>



<p>Jo Anne Setzer</p> <p><b>Get Cracking With Crackle</b></p> 	<p>In this Round Robin class, students will weave six different samples. Four woven samples will be given to each student, so they will leave with a total of ten samples. Examples of patterns in scarves, clothing, felted and accessories, two shuttle weaving, and some designing with blocks will be discussed.</p> <p><b>Class level:</b> Beginner to intermediate</p> <p><b>Materials Fee:</b> \$10.00</p> <p><b>Maximum number of students:</b> 10</p>
<p>Tammy Thompson</p> <p><b>Fair Isle Knitting (Fingerless Mitts)</b></p> 	<p>Fair Isle is well known as a knitting method and a pattern type. Real Fair Isle patterns are built up in horizontal bands, by knitting two colored yarns in each row. The motifs are clearly defined by careful selection of colors. Fair Isle is associated with patterned woolen garments, hats, gloves and scarves; hand knitted for centuries in the small island of Fair Isle, which lies halfway between Shetland and Orkney. In this class we will learn this ancient traditional way of knitting. This method of knitting is like painting with yarn. It is fun! Join us for this exciting class.</p> <p><b>Class level:</b> Intermediate</p> <p><b>Materials Fee:</b> \$25.00. Yarn pack with pattern included.</p> <p><b>Minimum number of students:</b> 4</p> <p><b>Maximum number of students:</b> 10</p>

1/2-Day Classes (Saturday, Morning June 25, 2016) 9am - Noon	
Instructor & Class	Description
<p>Sarah Anderson</p> <p><b>Spinning Bubble Crepe Yarns</b></p> 	<p>Bubble Crepe is often the first yarn people pick up when my yarn library is on display. I can't tell you how often I've heard, "I want to make this one!" Creating this fascinating variation of crepe yarn requires spinning singles with both S and Z twists. It also requires spinning both thin and consistently thick singles. Much learning goes into making Bubble Crepe but it's worth it and you can do it!</p> <p><b>Class level:</b> Students should be able to spin a continuous thread</p> <p><b>Materials Fee:</b> \$10.00</p> <p><b>Maximum number of students:</b> 12</p>

Joan Contraman  
**Felt Necklace &  
 Matching Earrings**



One of the nice things about felt jewelry is the ability to give a big, striking impression, but still be comfortable and very lightweight to wear. Students will learn the basis of forming felt beads, how to embellish them with glass beads that will catch the light and sparkle. They will combine these with designer beads and findings to make a lovely matching set of necklace and earrings.

**Class level:** No experience needed

**Materials Fee:** \$15.00

**Minimum number of students:** 8

**Maximum number of students:** 12

Annette Swan Schipf  
**Fabrics That Flow & Show**



This will be a "hands on" lecture. The students will go from station to station where we will discuss various methods of weaving that show off a particular yarn and at the same time weave a cloth with drape. Each student will receive a handout with the weave structure (if applicable). I will have samples to show the students of each weave structure. At the end of the lecture we will discuss various yarns that the students have brought in. There will be discussion on what would be the best weave structure to show off the yarn.

**Class level:** Beginning to expert

**Materials Fee:** \$1.00

**Maximum number of students:** 15

**1/2-Day Classes (Saturday, Afternoon June 25, 2016) 1:30pm – 4:30pm**

**Instructor & Class**

**Description**

Sarah Anderson  
**Spinning Beehives,  
 Cocoons & Variations**



In this 3-hour class you will not only learn to add fun elements like Beehives and Cocoons on a singles yarn, you will also learn techniques for making more consistent and fatter singles. Even if you don't choose to use many of these yarns in your projects, the process of making them will help you to develop better hand-eye coordination and improve your control in all of your spinning.

**Class level:** Students should be able to spin a continuous thread

**Materials Fee:** \$10.00

**Maximum number of students:** 12

Carole Baginski & Vicki Faulkner  
**Garden Gate Basket**



For the Basket Weaver with a practical side, we'll weave a flat D-handle basket that will hang nicely on a door or gate. It can be filled with various decorative items to follow the seasons and make the entrance to your home a welcoming place. Participants will learn basic basket construction skills and will utilize various sizes of reed both plain and dyed. Options for embellishments will also be available if you choose to create a unique basket.

**Class level:** Beginner to intermediate

**Materials Fee:** \$32

**Minimum number of students:** 7

**Maximum number of students:** 15

Joan Contraman  
**Creative Clothing**



Do you want to become your own clothing designer? Make one-of-a-kind, show stopping garments? If so, this is the class for you. In this design class, students will learn different ways to add pizzazz to their garments. Students will explore various ethnic clothing and how to adapt them to make their own simple clothing patterns. Using pens, paper, scissors, and glue students will explore different shapes to change their garment's silhouette. Do you want to add a yoke to a jacket, change a sleeve from gathered to bell shape, make a vest asymmetrical, and make your strips go diagonal or chevron instead of straight? There are no limitations when you start designing your own clothing.

**Class level:** Sewing ability

**Materials Fee:** \$15.00

**Minimum number of students:** 8

**Maximum number of students:** 12

Convention instructor bios and  
photos are available on  
[www.mawsonline.org](http://www.mawsonline.org).



*From Diana Lasa Blair:  
Raymond Sanchez with his llama at  
the NW MT Fair. Next is of the llama  
fiber after judging and the third is  
some of his hand spun yarn.*



## Upcoming Events

**November 13-15, 2015** - MAP Gathering, Helena

**November 13-15, 2015** - Knit Fit! Seattle's own indie knitting festival at the Ballard Community Center, 6020 28th Ave NW, Seattle WA 98107. Class information will be available in June 2015, and online registration will open August 1st. More information at <http://www.knitfitseattle.com/>.

**November 20-22, 2015** - Ann and Randy Glick workshop, Billings, call Linda at 406-259-9160

**March 19, 2016** - Log Cabin Spinners Spin In North Idaho Fairgrounds, Coeur d'Alene, ID

On site camping available

Information and vendor applications will be released early January 2016. To be included contact: Patty Kinast--[amazinggracevalleyranch@hotmail.com](mailto:amazinggracevalleyranch@hotmail.com), 208-661-4977 or Anna Anderson--[calicofarmsbunnys@yahoo.com](mailto:calicofarmsbunnys@yahoo.com), 509-599-6360

**June 26-July 2, 2017** - Treadle Lightly 2017 ANWG Conference at the University of Victoria hosted by The Victoria Handweavers' and Spinners' Guild. More information at <http://www.anwgconference2017.com/>.

**June 23-26 - 2016** - MAWS 2016! - Fibers on the Flathead will be hosted by the Alpine Weavers and Spinners Guild. The conference location is the newly renovated Flathead Lake United Methodist Camp at Rollins on the west shore of Flathead Lake. The website for the venue is <http://www.flathead-camp.org/>.

**June 26-July 2, 2017** - The Victoria Handweavers' and Spinners' Guild is joining with ANWG to host the 2017 ANWG Conference at the University of Victoria.

### Mountain Colors Workshop

Registration is now open for the November 7, 2015 workshop, and the maximum number of participants is 24, so act quickly if you want to reserve a spot. Vanetta Burton is the registrar at: [bat-tenbird@yahoo.com](mailto:bat-tenbird@yahoo.com). Here are the workshop details:

- Instructor—Leslie Taylor, Co-owner Mountain Colors.
- Class to be offered—*Hand-painted Dyeing Techniques for Weaving and Knitting*.
- Date, time and place of the workshop—November 7th, 2015, 10:00 AM until finished; Corvallis, MT.
- Total cost to local guild—Participants will only be charged for purchasing yarn from Mountain Colors.
- Maximum number of participants—24
- Yarn—Participants will be asked to purchase yarns from Mountain Colors rather than bring their own. Prices for the yarn will be available to those who have signed up, well in advance of the workshop. Information on yarns that will be available can be found on their website at <http://mountaincolors.com/yarns/index.html>.

*The new Crosspatch Creations spinning signature blend - Mountain Sapphires. If you would like to meet her in person, Joan Contraman will have a booth at the MAP Gathering November 13 to 15th at the Red Lion Inn, in Helena, MT.*





# MAWS Treasurer's Report

MAWS Financial Statements

9/30/2015

Income/Expense Comparison by Category			
	1/1/2014- 9/30/2014	1/1/2015- 9/30/2015	
INCOME			
Dues	336	410	
Newsletter Income	-	15	
SB Dividend	24	14	
TOTAL INCOME	360	439	
EXPENSES			
ANWG Dues	70	-	
Bank Charge	(50)	-	
Board:lunch	107	55	
Board:travel	443	194	
Grants Conference	1,000	-	
Grants Guild	400	-	* Missoula \$250 will be paid after workshop
Living Treasure gifts	357	-	
Newsletter Postage	69	48	
Newsletter Printing	74	146	
Scholarships	500	-	
Stipend:Newsletter Editor	475	525	
Stipend:Treasurer	375	250	
Stipend: Website	300	200	
Unrealized Gain Loss	9	(14)	
Website	96	-	
TOTAL EXPENSES	<u>4,225</u>	<u>1,404</u>	
PROFIT (LOSS)	<u>\$ (3,865)</u>	<u>\$ (965)</u>	
<b>Balance Sheet</b>		<b>9/30/2015</b>	
ASSETS:			
Morgan Stanley Investments		\$ 10,650	
LIABILITIES		<u>-</u>	
NET WORTH		<u>\$ 10,650</u>	

# MAWS Board Meeting Minutes

**October 10, 2015**  
**Submitted by Gwen Haferkamp**  
**MAWS Board Member**

Meeting called to order at 12:55 PM.

Mary, Vanetta, Susan, Sylvia, Judie, Julianne, Bev, Joan, and Gwen were present.

## **Shown and Tell**

MARY - red and white weaving, pattern from Handwoven several tie ups, knitted scarf, in progress, Project to illustrate "sheep to shawl" to young people

SYLVIA - ornaments for the Christmas tree at the bank. Knitted mittens crocheted snowflakes

JUDIE - yarn, handpun from extra fiber from classes she taught

JULIENNE - band weaving from a workshop, two samples

JOAN - blue-green capelet from handpun

## **Minutes**

read. correction - Judie is a guest, no longer a member of the board

## **Treasurer Report**

Linda was absent, had sent the report via e-mail. Read it and her other e-mails.

## **Old Business**

By-laws compared to policy still in the works. Results will be sent to the board.

Gas for travel to board meetings. Motion made by Joan, seconded by Gwen correct wording of motion sent by Vanetta to Tracey

HGA should apply for grant for the conference. There is a report required.

It would be a good idea for one person to handle all applications for grants.

ANWG report grant

Website Kathy will continue as website coordinator until 2016. A new person will have to take the job thence. Kathy will help, as much as necessary.

MAWS Budget Committee report. A minimum amount should be kept in the account in order to

keep MAWS going. \$10,000 is suggested. There is \$10,650 now.

This is before dues.

Ways have been suggested and some have been implemented to curb the downside of funds. 1) increase dues 2) limit grants to guilds 3) limit amount for gas for travel

## **New Business**

Grant request by Prairie handspinners. Approved

Committee to select candidates for election at 2016 Conference.

Susan will chair the committee. ( I did not list other members.). Positions to be filled: website coordinator; HGA representative; and, members-at-large for Kalispell and Missoula

## **2016 Conference Report by Joan**

Instructor contacts have all been signed.

Guild booth application will be in the January Newsletter.

Vendor applications are out. Amount of space will determine the cost. \$15 just for being there.

Budget 71-72 people needed to break even. (109 maximum without additional classes) Volunteers are needed. Board members could help when not taking classes.

Judging awards will be more like art than fair. The awards will be given without categories.

A story will be a section on the entry form. suggested skein length is a minimum of 25 yards

A lot of discussion about categories. How should "loom type" be listed? (Floor, shafts, rigid heddle, band, etc.)

There should be more categories for skeins.

Living Treasure nominations to be done on line. Mary NOT Susan is chairman. Mary's address is 86 Landmark. Belgrade. Mary would like to have all of the guilds nominate someone. Do not forget at least two letters are required for each nominee.

Scholarship committee Gwen and Judie Five \$100 scholarships will be awarded. (I did not record the date they are due.)

The next meeting will be 2 April 2016.

Meeting adjourned at 3:45 PM. Moved by Vanetta, seconded by Julianne.

# MAWS Board Show and Tell

*Photos by Bev Polk*



Homespun with Ashland Bay wool  
by Judie O.



Joan's combed, carded, blended and  
spun wool blend. - And knit into a  
shawlett.



Mary Melander pinwheel 8H red  
white toweling



Mary M.'S colorful fiber hanspun on a  
GREAT WHEEL! She's having fun knit-  
ting and playing boldly with color.



Bands woven by Julienne.



Sylvia's handspun  
knit into no-2-alike  
mitten ornaments.



Sylvia C'S handspun/  
plied silk for cro-  
cheted snowflakes.



Overshot samples woven by Julienne.



# Fair is Fair

Photos by Margie and  
Tad Lubinski

## But of Course the 2015 Ravalli County Fair Is the Fairest of Them of All!

This year's Ravalli County Fair continued the precedence set in previous years of excellence. The Big Sky Fiber Arts Guild should be proud of its part in that high standard. Our department was a standout!

Lucille Molinari ran the Natural Fiber Department for the fifth year seamlessly. No small accomplishment! It took two people to replace longtime clerk Connie Mullen who retired from the fair. Margie Lubinski stepped in as clerk and Marty Walters signed on as Co-Superintendent. All are members of the guild.

Also from the guild were the nineteen volunteers who demonstrated, engaged the public, educated interested fair visitors, and worked with children who wanted to learn to spin. We scheduled three shifts a day with two demonstrators for each of the four days of the fair. We filled all twenty-four openings! This is a huge accomplishment for a guild of very busy members with many outside obligations. We should be patting ourselves on the back!

We should also be congratulating ourselves on the number of entries we received this year, the exact same number as last year – 135! Many departments' numbers went down this year. Ours did not. While many entries were not by guild members, many more were. Each exhibit represents hours of planning,



preparation and work. Every exhibitor deserves congratulations for completing their projects.

Kathy Marquard was our judge and what an education it was hearing her evaluations of each piece. Our judging is open and is quite informative for anyone who attends. Thank you Kathy for sharing your expertise and knowledge with us!

Rickie van Berkum lent us her mannequins and they added so much to our display, raising the top winning sweaters and jackets up for better viewing and display. Nancy Bender shared her display racks and tablecloths with us and they enhanced the exhibition immeasurably.

I am sure I forgot to

thank someone and for that I apologize. The fair is a community effort with everyone's contribution needed. Thank you.

Keep in mind the Spinner's Challenge for next year is a completed item made from wool (sheep) from the Bitterroot. Get started now!

Thank you, Lucille, for your years of service to the Natural Fiber Products Department. Connie, thank you for your years as a very conscientious clerk who kept everything straight. Margie, looking forward to your tenure as clerk and all-around "put the department together" whirlwind.

It's never too early to start getting ready for next year's fair!

Marty Walters, Co-Superintendent





# NW MT Fair

*Photos by Diana Lasa Blair*



Alpine Weavers and Spinners Guild member Glenda Smith won Best of Show in hand knitting at the NW MT Fair with this wonderful hat.



Alpine Weavers and Spinners Guild had a demonstration area in the Expo building at the fair. Pictured are (left to right) Kara Basko, Julianne Valentine and an interested person. The photo of the loom weaving is on a modified Navajo type loom loaned by our local library.



Weaving projects entered in the NW MT Fair by some of the members of the Alpine Weavers and Spinners Guild. Shirley Sullivan received Best of Show in Weaving. Other members who entered were Glenda Smith and Judie Overbeek.



# How guilds can apply for a MAWS grant

MAWS Workshop grants of up to \$400 each are available to member guilds. These are used to help defray the expense of bringing an instructor to the host city. Participation in the workshop must be made available to MAWS members state-wide and must be advertised through the MAWS newsletter or by correspondence with the other MAWS guilds. Registration should be open on a date specified in the announcement of the workshop. Local guild members will also be held to that date (no early

registrations). Requests should contain the following information:

- Instructor name
  - Classes to be offered
  - Dates, time and place of workshop
  - Total cost to guild
  - Maximum number of participants
  - Plan for communicating to MAWS members
  - Beginning registration date
- After the workshop is over, the host guild will send the board a written report to include the following:

- Number of participants
- A description of the workshop content
- How you liked it/or didn't
- Some photos if possible
- Anything else you think might be useful!

The intent is to give future workshop planners some concrete information about the instructor, their classes and teaching success.

Contact MAWS president Sylvia Calantane (see page 2) with questions.

## Dues policy for MAWS

Guilds are encouraged to have the date their dues are due be October 1st so that MAWS dues could then be sent to Linda by November 1st. Thank you for your consideration.

## MAWS Online

Please check out the site at [www.mawsonline.org](http://www.mawsonline.org). Your feedback is critical and much appreciated. Send your ideas on ways to improve the site. Some of the links you find are still under construction but as time allows and information is provided – they will all be updated.

Websites are a wonderful thing and a great way for MAWS members to stay

connected but they do need constant attention. New photos, upcoming events, change of officers or duties updated contact information needs to stay current. Don't forget to submit your guild's newsletter if you have one. If your guild has a contact person – please send that information along to Kathy at [ohern\\_1@mawsonline.org](mailto:ohern_1@mawsonline.org).

## Order of Rotation for MAWS Conferences:

**Bozeman  
Helena  
Billings  
Missoula  
Great Falls  
Alpine - 2016**

Note: You can place quarter page paid ads for \$15 an issue.

Our newsletter reaches over 300 fiber artists. Contact Tracey Hensen: [traceyhensen@gmail.com](mailto:traceyhensen@gmail.com).

Montana Association of Weavers and Spinners (MAWS) is a 501(c)(3) nonprofit organization. Membership runs from November 1st through December 31st. Annual dues are \$8 and include a newsletter subscription. To join MAWS, send dues to: **Linda Shelhamer**, 446 Tabriz Drive, Billings, MT 59105. She can be reached at 406-259-9160 or by emailing [shara@bresnan.net](mailto:shara@bresnan.net). Donations to help offset expenses are gladly accepted and can be mailed to Linda.

Next Newsletter deadline is January 1, 2016.

Email articles to Tracey Hensen at [traceyhensen@gmail.com](mailto:traceyhensen@gmail.com)

Or snail mail: 1016 W. Montana, Lewistown, MT 59457

Phone: 406-366-3738

